

Material

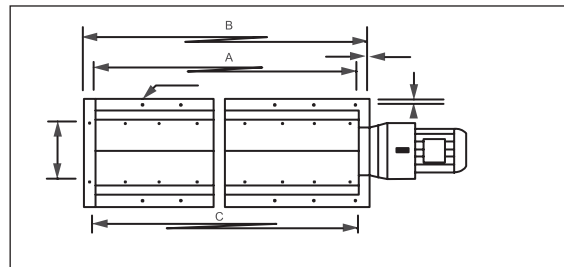
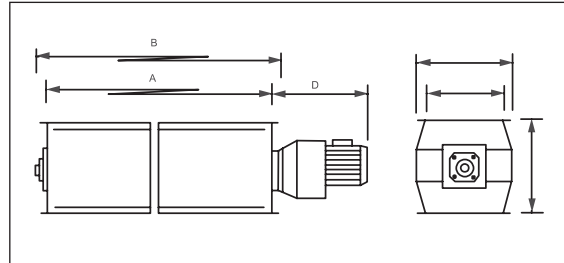
Pressed 3mm steel plate, painted in high gloss enamel, with six rotor blades and rubber vanes
 Three phase geared motor
 Direct coupled shaft with flanged bearing

Sizes

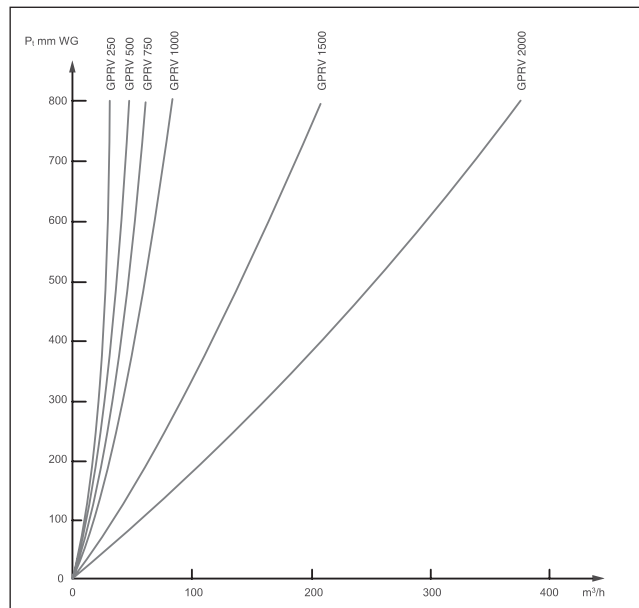
250mm to 2000mm

General Purpose Rotary Valves

Code *GPRV*



Pressure Loss Chart



Dimensional Specifications

PRODUCT CODE	A mm	B mm	C mm	D mm	Weight kg	Capacity at 20rpm, 50% full pockets	
						m³/h	cfm
GPRV250	250	315	1 x 150	350	45	10	6
GPRV500	500	565	3 x 150	415	65	20	12
GPRV750	750	815	4 x 150	415	80	32	19
GPRV1000	1000	1065	6 x 150	415	90	42	25
GPRV1500	1500	1565	9 x 150	415	120	63	37
GPRV2000	2000	2065	13 x 150	580	150	83	49

